

landescapes™

HARDSCAPING™ TRANSFORMATIONS BY EP HENRY

learn the
secrets

to having the property of your dreams

going green?

discover the eco-benefits of pave

invest in the best

how to elevate your home's value

EP HENRY
www.ephenny.com

- 1 *Coventry Stone III, Harvest Blend, Random Installation. For more Driveways, see pages 20-21.*
- 2 *Coventry Stone III, Rosetta, Running Bond Pattern. 3" and 6" Combo Double Sided Coventry Wall, Rosetta.*



Expert dos & don'ts

DO: Always protect pavers from surface damage by using a rubber pad on the compactor.

DON'T: Don't scuff your pavers by using the compactor directly on the surface.



coventry® stone III

PAVERS



NEW! AMBER




NEW! AUTUMN BLEND



DAKOTA BLEND



HARVEST BLEND




NEW! HICKORY



NEW! ONYX




PEWTER BLEND



NEW! ROSETTA

Coventry Stone III Pavers have a distinct top and bottom; top is dimpled and aged.

PAVER SIZES



CUBING INFORMATION

COVENTRY III 3 SIZES PER CUBE		LARGE CIRCLE PALLET		LARGE CIRCLE EXTENSION	
PIECES PER SF	-	PIECES PER SF	-	PIECES PER SF	-
SF PER CUBE	90	SF PER CUBE	77	SF PER CUBE	82
SF PER BAND	-	SF PER BAND	-	SF PER BAND	-
LBS PER CUBE	2,964	LBS PER CUBE	2,575	LBS PER CUBE	2,690